



■ Features

- Universal AC input / Full range
- 3 pole AC inlet IEC320-C14
- No load power consumption < 0.075W
- Energy efficiency Level VI
- Comply with EISA 2007/DoE, NRCAN, AU/NZ MEPS, EU ErP and CoC Version 5
- Class I power (with earth pin)
- Protections: Short circuit / Overload / Over voltage
- Fully enclosed plastic case
- Pass LPS
- LED indicator for power on
- 3 years warranty

■ Applications

- Consumer electronic devices
- Telecommunication devices
- Office facilities
- Industrial equipments

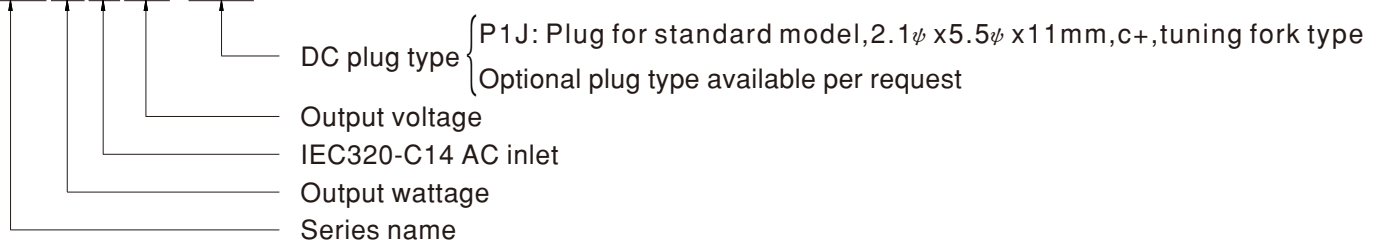
■ Description

GST40A is a highly reliable, 40W desktop style single-output green adaptor series. This product is a class I power unit (with FG), equipped with a standard IEC320-C14 AC inlet and adopting the input range from 90VAC to 264VAC. The entire series supplies different models with output voltages ranging between 5VDC and 48VDC that can satisfy the demands for various types of consumer electronic devices.

With the efficiency up to 92% and the extremely low no-load power consumption below 0.075W, GST40A is compliant with USA EISA 2007/DoE, Canada NRCAN, Australia and New Zealand MEPS, EU ErP, and Code of Conduct (CoC) Version 5. The supreme feature allows the adaptor to save the energy when it is either under the operating mode or the standby mode. The entire series utilizes the 94V-0 flame retardant plastic case. GST40A is certified for the international safety regulations.

■ Model Encoding

GST 40 A 05 - P1J

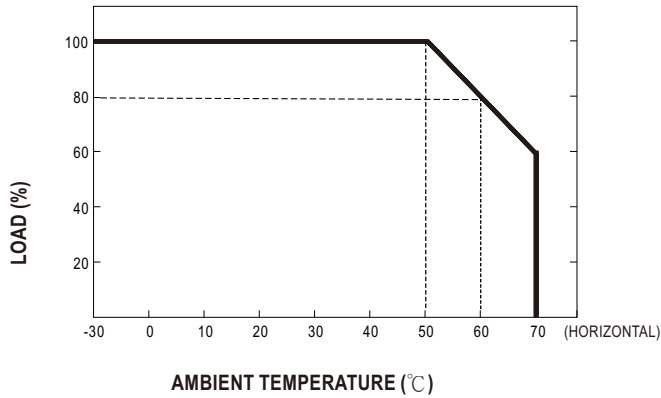




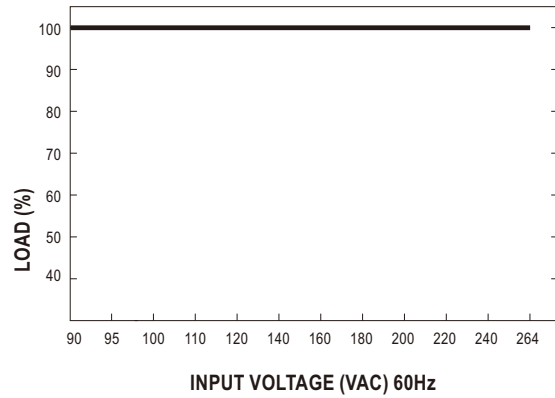
SPECIFICATION

ORDER NO.	GST40A05-P1J	GST40A07-P1J	GST40A09-P1J	GST40A12-P1J	GST40A15-P1J	GST40A18-P1J	GST40A24-P1J	GST40A48-P1J	
OUTPUT	SAFETY MODEL NO.	GST40A05	GST40A07	GST40A09	GST40A12	GST40A15	GST40A18	GST40A24	GST40A48
	DC VOLTAGE Note.2	5V	7.5V	9V	12V	15V	18V	24V	48V
	RATED CURRENT	5A	5.34A	4.45A	3.34A	2.67A	2.22A	1.67A	0.84A
	CURRENT RANGE	0 ~ 5A	0 ~ 5.34A	0 ~ 4.45A	0 ~ 3.34A	0 ~ 2.67A	0 ~ 2.22A	0 ~ 1.67A	0 ~ 0.84A
	RATED POWER (max.)	25W	40W	40W	40W	40W	40W	40W	40W
	RIPPLE & NOISE (max.) Note.3	150mVp-p	150mVp-p	150mVp-p	150mVp-p	150mVp-p	150mVp-p	180mVp-p	240mVp-p
	VOLTAGE TOLERANCE Note.4	±5.0%	±5.0%	±5.0%	±3.0%	±3.0%	±3.0%	±2.5%	±2.5%
	LINE REGULATION Note.5	±1.0%	±1.0%	±1.0%	±1.0%	±1.0%	±1.0%	±1.0%	±1.0%
	LOAD REGULATION	±5.0%	±5.0%	±5.0%	±3.0%	±3.0%	±3.0%	±2.5%	±2.5%
	SETUP, RISE TIME Note.6	1000ms, 50ms / 230VAC 1000ms, 50ms / 115VAC at full load							
HOLD UP TIME (Typ.)	50ms / 230VAC 15ms / 115VAC at full load								
INPUT	VOLTAGE RANGE	90 ~ 264VAC 127 ~ 370VDC							
	FREQUENCY RANGE	47 ~ 63Hz							
	EFFICIENCY (Typ.)	84.5%	87.5%	88.5%	89.5%	90%	90%	91%	92%
	AC CURRENT (Typ.)	1A / 115VAC		0.5A / 230VAC					
	INRUSH CURRENT (max.)	65A / 230VAC							
LEAKAGE CURRENT(max.)	0.75mA / 240VAC								
PROTECTION	OVERLOAD	105 ~ 150% rated output power Protection type : Hiccup mode, recovers automatically after fault condition is removed							
	OVER VOLTAGE	5.25 ~ 6.75V	7.88 ~ 10.13V	9.45 ~ 12.15V	12.6 ~ 16.2V	15.75 ~ 20.25V	18.9 ~ 24.3V	25.2 ~ 32.4V	50.4 ~ 64.8V
ENVIRONMENT	WORKING TEMP.	-30 ~ +70°C (Refer to "Derating Curve")							
	WORKING HUMIDITY	20% ~ 90% RH non-condensing							
	STORAGE TEMP., HUMIDITY	-40 ~ +85°C, 10 ~ 95% RH							
	TEMP. COEFFICIENT	±0.03% / °C (0~50°C)							
	VIBRATION	10 ~ 500Hz, 2G 10min./1cycle, period for 60min. each along X, Y, Z axes							
SAFETY & EMC (Note. 7)	SAFETY STANDARDS	UL60950-1, TUV EN60950-1, BSMI CNS14336, CCC GB4943, J60950-1 approved							
	WITHSTAND VOLTAGE	I/P-O/P:3KVAC		I/P-FG:2KVAC		O/P-FG:0.5KVAC			
	ISOLATION RESISTANCE	I/P-O/P, I/P-FG, O/P-FG:100M Ohms / 500VDC / 25°C / 70% RH							
	EMC EMISSION	Compliance to EN55022 class B, EN61000-3-2,3, FCC PART 15 / CISPR22 class B, CNS13438 class B, GB9254, GB17625.1							
	EMC IMMUNITY	Compliance to EN61000-4-2,3,4,5,6,8,11, light industry level, criteria A							
OTHERS	MTBF	736.4K hrs min. MIL-HDBK-217F(25°C)							
	DIMENSION	125*50*31.5mm (L*W*H)							
	PACKING	0.28Kg; 40pcs/12.02Kg/1.05CUFT							
CONNECTOR	PLUG	Standard type P1J: 2.1φ * 5.5φ * 11mm, tuning fork type, center positive for stock ; Other type available by customer requested							
	CABLE	See page 3 ; Other type available by customer requested							
NOTE	<ol style="list-style-type: none"> All parameters are specified at 230VAC input, rated load, 25°C 70% RH ambient. DC voltage: The output voltage set at point measure by plug terminal & 50% load. Ripple & noise are measured at 20MHz by using a 12" twisted pair terminated with a 0.1uf & 47uf capacitor. Tolerance: includes set up tolerance, line regulation, load regulation. Line regulation is measured from low line to high line at rated load. Length of set up time is measured at first cold start. Turning ON/OFF the power supply may lead to increase of the set up time. The power supply is considered as an independent unit, but the final equipment still need to re-confirm that the whole system complies with the EMC directives. 								

Derating Curve

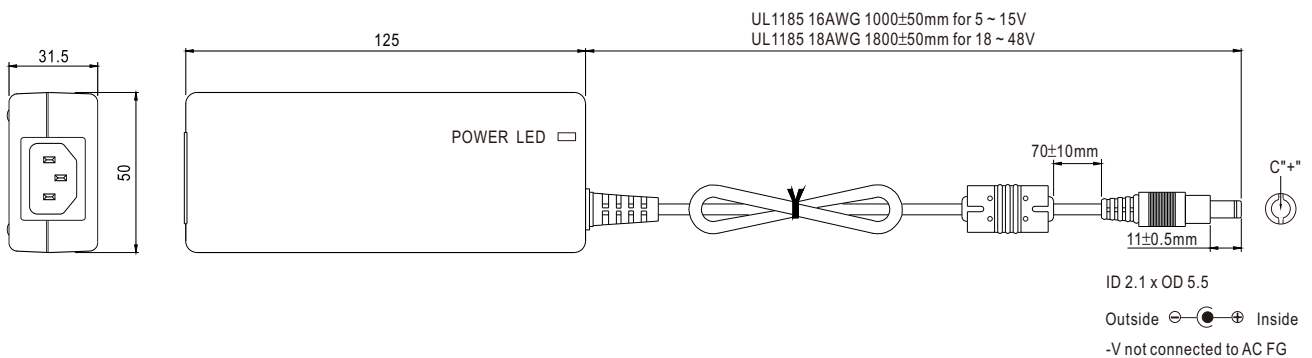


Static Characteristics



Mechanical Specification

Case No. GS60A Unit:mm



Plug Assignment

Standard plug: P1J

P1J	
P/N	OUTPUT
CENTER	+

Installation Manual

Please refer to : <http://www.meanwell.com/webnet/search/InstallationSearch.html>